


# WRITING

skills

**K**  
Kindergarten



grape



writing



# Table of Contents

---

## Kindergarten Writing Skills

Number Fun: Missing Letters  
How's the Weather? Missing Letters  
Transportation: Unscramble Words  
Kitchen: Unscramble Words  
Animals: Unscramble Words  
Instruments: Unscramble Words  
Trace and Tell #1  
Trace and Tell #2  
Learning Sight Words: Play  
Name the Colors #1  
Name the Colors #2  
All About Trees  
Farm Animals  
Letter Sudoku: ABCD  
Write a Sentence  
Postcards  
Dog Thank You Card

*Certificate of Completion*

Want more workbooks? Join [Education.com Plus](http://www.education.com/education-plus/) to save time and money.  
<http://www.education.com/education-plus/>

# Number Fun

Say the name of each number. Which letter will complete the word?

Draw a line connecting the letter to the name of each number.

Then write the letter in the blank.

2

\_\_\_\_\_  
-----  
\_\_\_\_\_ w o

s

4

\_\_\_\_\_  
-----  
\_\_\_\_\_ o u r

t

6

\_\_\_\_\_  
-----  
\_\_\_\_\_ i x

t

10

\_\_\_\_\_  
-----  
\_\_\_\_\_ e n

f



# How's the Weather?

Say the name of each picture. Which letter will complete the word?

Draw a line connecting the letter to the name of each picture.

Then write the letter in the blank.




\_\_\_\_\_  
-----  
\_\_\_\_\_ a i n

i



\_\_\_\_\_  
-----  
\_\_\_\_\_ c e

r



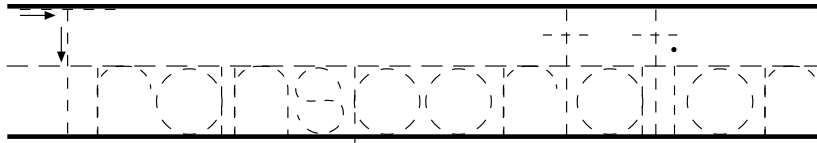
\_\_\_\_\_  
-----  
\_\_\_\_\_ u n

c



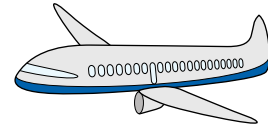
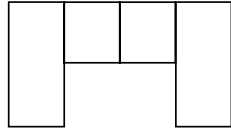
\_\_\_\_\_  
-----  
\_\_\_\_\_ l o u d

s




Unscramble each word to find the name of a vehicle, then write it in the space provided. When you're done, draw a line from the word to the matching picture.


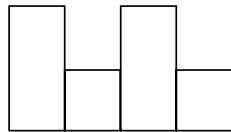
peje




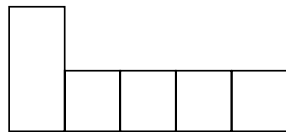
rac




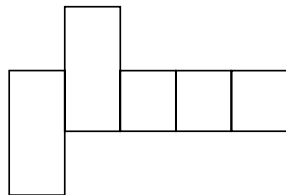
keib




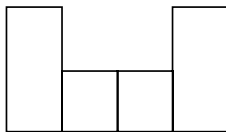
ratin




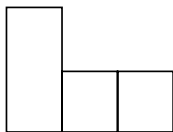
anple




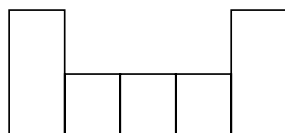
atbo

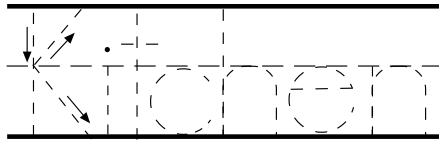


sub




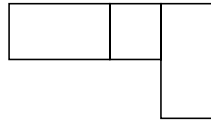
rckut



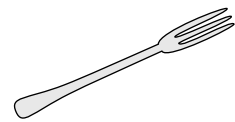
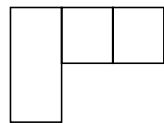


Unscramble each word to find the name of a kitchen utensil, then write it in the space provided. When you're done, draw a line from the word to the matching picture.

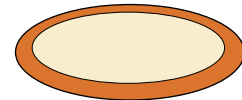
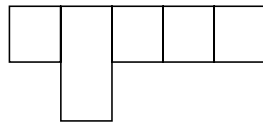
ugm



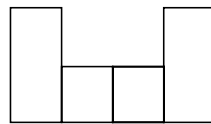
nap




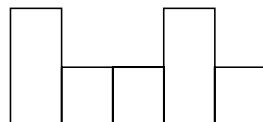
onosp




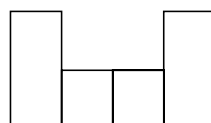
rofk




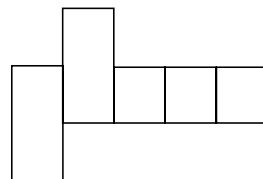
ifkne



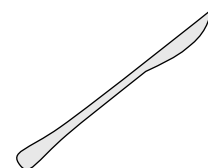
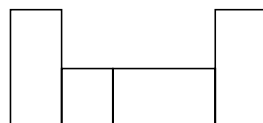
ihds

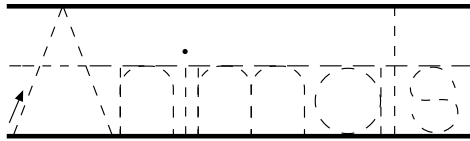


lsasg



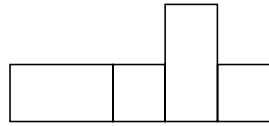
wolb




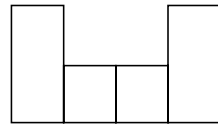


Unscramble each word to find the name of an animal, then write it in the space provided. When you're done, draw a line from the word to the matching picture.

elmu



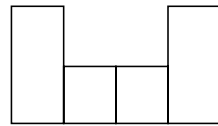
kucd




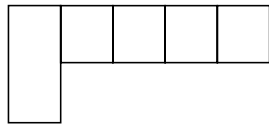
osome



rbid



osoeg



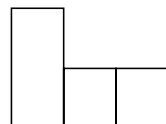
omues



woc



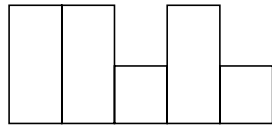
ebe



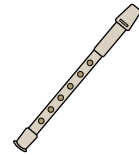
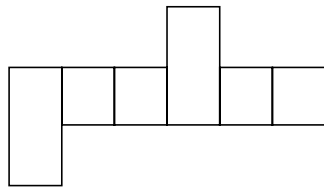
# INSTRUMENTS

Unscramble each word to find the name of an instrument, then write it in the space provided. When you're done, draw a line from the word to the matching picture.

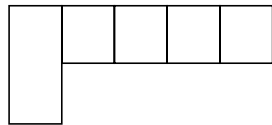
eltfu



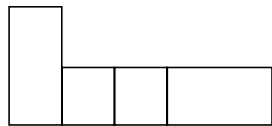
artiug



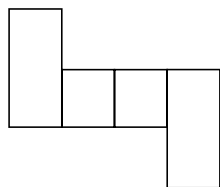
inoap



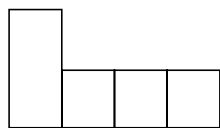
rmud




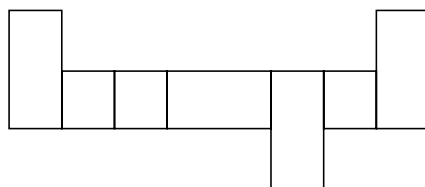
pahr




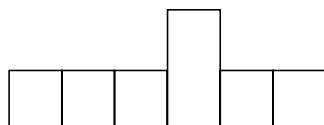
onrh



pumtret



nilivo





# Trace And Tell

## What do dogs like to eat ?

Trace on the dotted lines to find out what dogs like to eat. Then trace on the letters to spell out the word and color the picture.




bone

# Trace And Tell

## What do monkeys like to eat ?

Trace on the dotted lines to find out what monkeys like to eat. Then trace on the letters to spell out the word and color the picture.



b a n a n a s

# Learning Sight Words

Use the sight word "play" to fill in the blanks to complete each sentence

The school \_\_\_\_\_  
is this weekend.

Can Tommy come  
over to \_\_\_\_\_ ?

Do you want to  
\_\_\_\_\_ with me?

# Name the Colors


Write the name of the color of each picture using the word bank at the bottom of the page.



---

---


---



---

---

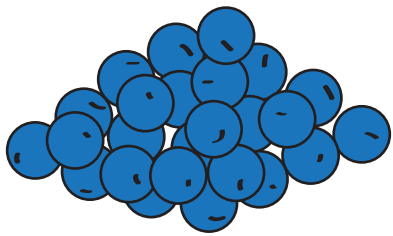
---



---

---

---



---

---


---



---

---

---



---


---

---

red, orange, yellow, green, blue, purple

# Name the Colors


Write the name of the color of each picture using the word bank at the bottom of the page.



---

---


---



---

---


---



---

---


---



---

---

---



---

---


---

pink, black, brown, white, grey

# All about Trees






The parts of this tree are all mixed up. Name each part correctly using the words below.

root, fruit, branch, leaf, trunk





# Farm Animals!

## Across



## Down



easy

# Letter Sudoku: ABCD

This is a Sudoku puzzle!

To play, fill in each blank square with the correct letter.

Remember: The letters **A**, **B**, **C**, and **D** must appear only once in each

row , column , and block .

D	A	B	C
	C		A
A	B	C	D
	D		B






Trace then write the word cat on the lines below.




Cat

Use the word cat in a sentence.

Draw a picture in the box to go with your sentence.




Follow these  
steps to draw  
your own cat!



Use the back of each postcard to tell a friend about what the weather is like where you live. Write about the kind of things you see this time of year: snow, blooming flowers, falling leaves, or sunny skies. When you're done, you can ask an adult to help you cut out each card and mail them!

How's the  
Weather?  
POSTCARDS




Seasonal  
Variety

How's the  
Weather?  
POSTCARDS



Seasonal  
Variety

How's the  
Weather?  
POSTCARDS



Seasonal  
Variety

How's the  
Weather?  
POSTCARDS




Seasonal  
Variety

# DOG THANK YOU card

Color in the picture. Ask a grown-up to fold and cut out the card shape. Open the card and write something inside. Don't forget to sign your name!

**IMPORTANT!**  
Cut out the shape **after** folding on the dotted line.



Fold here



Works best  
printed on  
thicker paper!

Cut after folding!

Great job!

---

is an Education.com writing superstar

